



Spring 2021

(March, April, May)

Cool and sunny, dry March and April, wet May

Overall Spring 2021 was relatively dry, sunny and cool. The Jetstream stayed to the north of Ireland through most of March, keeping the low-pressure systems to the north also. High-pressure to the south and east dominated for much of the month. The first half of March was cool, but the second half was mild. There was below average rainfall in most places, especially the South and East. April was a very dry month with high pressure dominating. A shift in the position of the high-pressure systems, which often set up to the west or northwest of Ireland, brought cool polar air masses over the country on several occasions through the month. This led to below average temperatures everywhere, but also above average sunshine. The cool theme continued for most of May with the Jetstream displaced to the south. Persistent and slow moving troughs of low-pressure dominated the weather through May, leading to above average rainfall. Heavy showers with hail and thunder were a feature on numerous occasions. It warmed up at the end of May with high-pressure building from the south.

Rainfall: Below average in most places

The majority of seasonal rainfall totals across the country were below their Long-Term Average (LTA). Percentage ranged from 76% of its LTA (also the season's lowest seasonal rainfall total of 126.4 mm) at Dublin Airport, Co Dublin to 120% of its LTA (the season's highest seasonal rainfall total of 302.5 mm) at Claremorris, Co Mayo. The highest daily rainfall total was 30.9 mm at Moore Park, Co Cork on Thursday 20th May. The number of rain days ranged from 42 days at a few stations to 65 days at Belmullet, Co Mayo. The number of wet days¹ ranged from 26 days at Dublin Airport, Co Dublin to 51 days at Belmullet, Co Mayo. The number of very wet days³ ranged from 3 days at a few stations to 11 days at Claremorris, Co Mayo. Three stations had dry spells⁶ between the 12th and 28th April. These were Dublin Airport, Co Dublin, Casement Aerodrome, Co Dublin and Johnstown Castle, Co Wexford. Johnstown Castle, Co Wexford also had a partial drought⁵ between 28th March and 27th April when a total of 5.9 mm fell over the 31 days, the heaviest daily total during that period was 2.6 mm on Sun 28th March.

Temperature: Below average everywhere

All mean air temperatures across the country were below their Long-Term Average for the season. Deviations from mean air temperature ranged from -1.2 °C (7.4 °C, the season's lowest mean temperature) at Dublin Airport, Co Dublin to -0.2 °C (9.1 °C mean temperature) at Newport, Co Mayo. Mean temperatures were as much as 9.2 °C at both Sherkin Island, Co Cork (0.6 °C below its LTA) and Valentia Observatory, Co Kerry (0.5 °C below its LTA). The season's highest temperature was reported at Newport, Co Mayo on Sunday 30th May with a temperature of 23.1 °C (7.5°C above its monthly LTA). The season's lowest air minimum of -4.7 °C was recorded on Saturday 10th Apr at Dublin Airport, Co Dublin (8.9°C below its LTA) and on Sunday 11th Apr at Casement Aerodrome, Co Dublin (8.4°C below its LTA) while the lowest grass minimum was -9.6 °C reported at both Ballyhaise, Co Cavan and Mount Dillon, Co Roscommon both on Saturday 10th Apr. All stations reported ground frost during the season. The number of days with ground frost ranged from 11 days at Sherkin Island, Co Cork to 53 days at Mount Dillon, Co Roscommon. More than half of stations reported air frost. The number of days with air frost ranged from zero days at a few stations to 27 days at Mount Dillon, Co Roscommon.

Sunshine: Above average everywhere, highest in the East

All available sunshine totals were above their Long-Term Average (LTA) for the season. Percentage of seasonal sunshine values ranged from 109% (seasonal sunshine total of 497.0 hours) at Cork Airport to 120% (seasonal sunshine total of 529.7 hours) at Casement Aerodrome, Co Dublin. Seasonal sunshine totals ranged from 474.0 hours at Gurteen*, Co Tipperary to 540.4 hours at Dublin Airport*, Co Dublin. The highest number of daily sunshine hours recorded this season was 15.2 hours at both Dublin Airport, Co Dublin and Cork Airport, Co Cork both on Sunday 30th May. The number of dull days ranged from 12 days at Dublin Airport, Co Dublin to 22 days at Valentia Observatory, Co Kerry.

Wind: Gales and strong gales reported

Seasonal mean wind speeds ranged from 5.7 knots (10.6 km/h) at Ballyhaise, Co Cavan to 13.2 knots (24.4 km/h) at Malin Head, Co Donegal. Gales were reported on 9 days or more during the season with up to strong gales reported on the 9th Mar, 10th Mar, 11th Mar, 12th Mar, 3rd May and 20th May. The number of days with gales ranged from zero days at a few stations to 9 days at Malin Head, Co Donegal. The number of days with up to strong gales ranged from zero days at most stations to 4 days at Sherkin Island, Co Cork. The season's highest gust was reported at Sherkin Island, Co Cork on Friday 12th Mar with 68 knots (126 km/h). The season's highest 10-minute mean wind speed was 46 knots (85 km/h) at Malin Head, Co Donegal on Thursday 20th May.

EXTREME VALUES FOR SPRING AT SYNOPTIC STATIONS

Rainfall

Highest seasonal total: 302.5 mm at Claremorris, Co Mayo (120% of its LTA)
Lowest seasonal total: 126.4 mm at Dublin Airport, Co Dublin (76% of its LTA)
Highest daily rainfall: 30.9 mm at Moore Park, Co Cork (45% of its monthly LTA) on Thu 20th May

Temperature

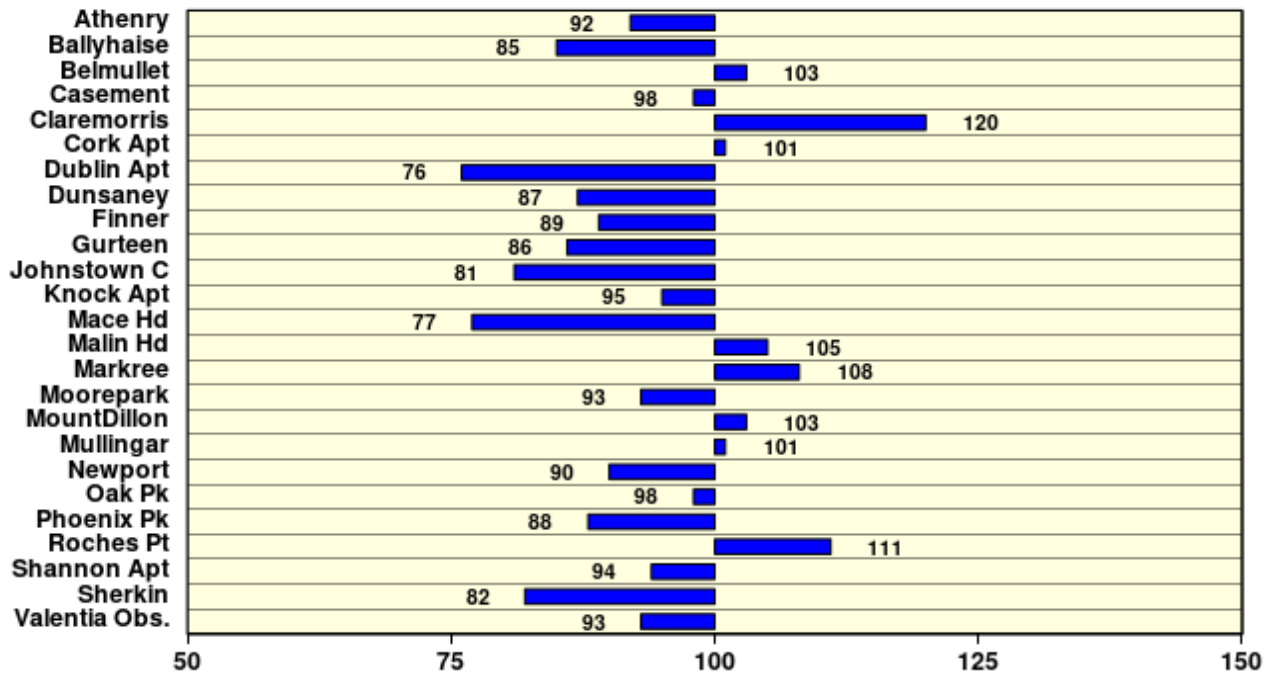
Highest mean seasonal temperature: 9.2°C at both Sherkin Island, Co Cork and Valentia Obs., Co Kerry (0.6°C and 0.5°C below their LTA)
Lowest mean seasonal temperature: 7.4°C at both Dublin Airport, Co Dublin and Knock Airport, Co Mayo (1.2°C and 0.3 below their LTA)
Highest air temperature for the season: 23.1°C at Newport, Co Mayo (7.5°C above its monthly LTA) on Sun 30th May
Lowest air temperature for the season: -4.7°C at both Dublin Airport, Co Dublin on Sat 10th Apr (8.9°C below its LTA) and Casement Aerodrome, Co Dublin on Sun 11th Apr (8.4°C below its LTA)
Lowest grass minimum for the season: -9.6°C at both Ballyhaise, Co Cavan and Mount Dillon, Co Roscommon both on Sat 10th Apr

Sunshine

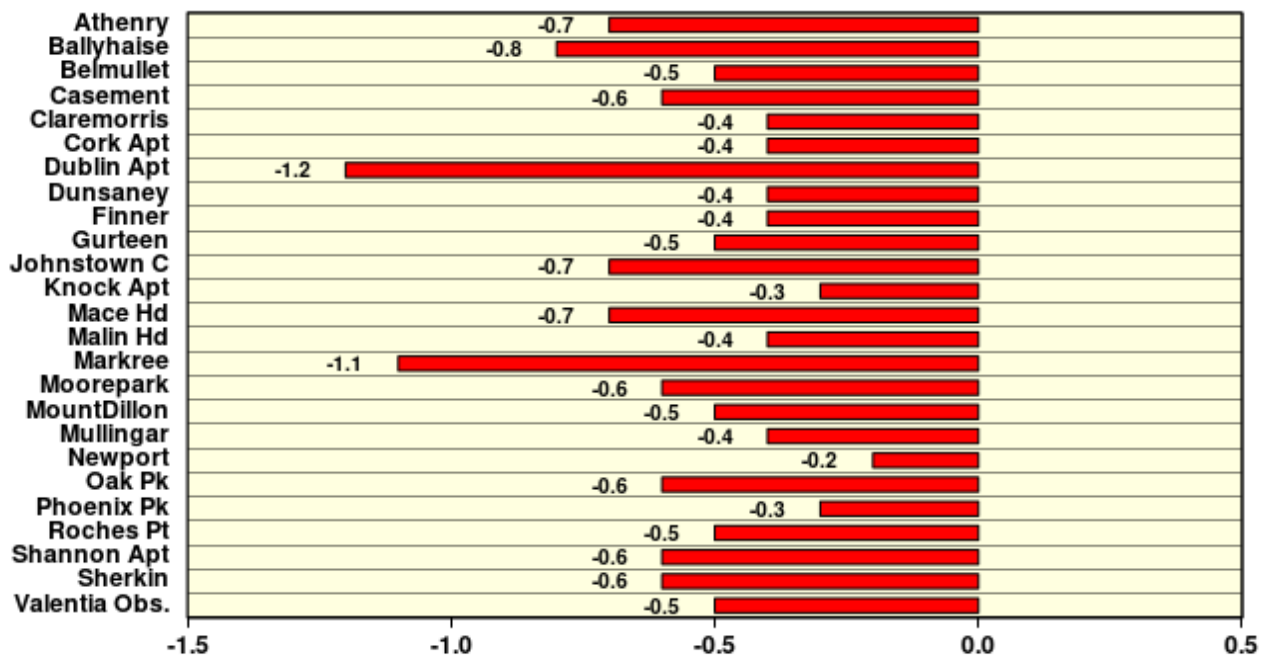
Highest seasonal total: 540.4 hrs (daily mean 5.87 hrs/day) at Dublin Airport*, Co Dublin
Lowest seasonal total: 474.0 hrs (daily mean 5.15 hrs/day) at Gurteen*, Co Tipperary
Highest daily sunshine for the season: 15.2 hours at both Dublin Airport, Co Dublin And Cork Airport, Co Cork on Sun 30th May

Spring 2021

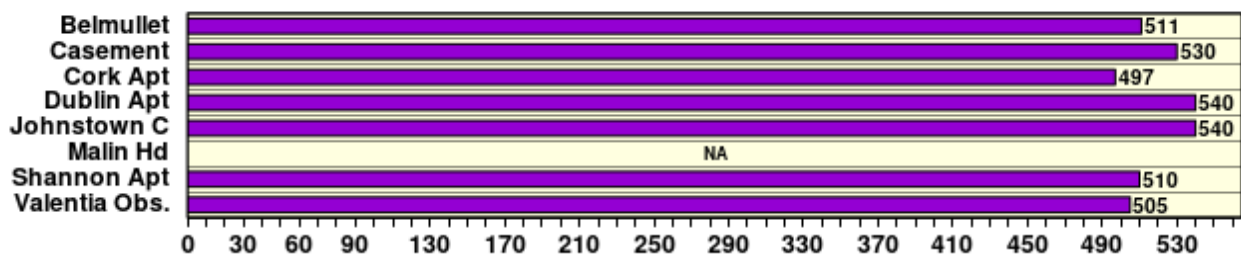
Rainfall (% of average for period 1981-2010) on whole season basis



Temperature (°C) (difference from average for period 1981-2010)



Sunshine (Number of seasonal sunshine hours)



Issued by the Climatology and Observations Division of Met Éireann on Thursday 3rd June 2021. This report is based on available preliminary data from 25 principal weather stations operated by Met Éireann. Synoptic station data is midnight to midnight UTC. Long-Term Averages (LTAs) and “average” refer to the period 1981-2010. ¹A wet day is a day with 1.0 mm or more of rainfall. ²A dull day is a day with less than 0.5 hours of sunshine. ³A very wet day is a day with 10.0 mm or more of rainfall. ⁴An absolute drought is a period of 15 or more consecutive days to none of which is credited 0.2 mm or more of precipitation. ⁵A partial drought is a period of at least 29 consecutive days, the mean daily rainfall of which does not exceed 0.2 mm. ⁶A dry spell is a period of 15 or more consecutive days to none of which is credited 1.0 mm or more of precipitation (i.e. daily tot < 1.0 mm). *Sunshine data is from the Autosol Network. LTAs for these sites are currently not used for comparison purposes. For more information, contact Met Éireann at 01-8064200 or e-mail: enq@met.ie