



# Monthly Weather Summary

## The Weather of Sept 2011

### ***Warm and wet in most places;dull everywhere***

Rainfall in September was above average almost everywhere, with the west and midlands areas receiving the highest percentages above normal for the time of year. The highest rainfall totals were recorded at Belmullet and Valentia Observatory which both recorded their wettest September since 2005 receiving 173% and 128% of their long-term averages, respectively. The majority of the month's highest daily falls were recorded on the 30th, with the highest September daily fall of 46.5mm recorded at Carlow (Oak Park) on this date. Mean air temperatures for the month were above normal almost everywhere with most stations reporting differences of nearly 1 °C or more above the normal; stations in the east and north of the country reported the warmest September since 2006. The majority of the highest maximum air temperatures for the month were reported on the 28th, with Phoenix Park recording a maximum air temperature of 25.6°C on this date, the highest maximum air temperature recorded at a synoptic station so far in 2011. Maximum air temperatures reported at all three Dublin sites (Phoenix Park, Dublin Airport and Casement Aerodrome) during September were reported to be the highest since September 2003 (8 years). Mean minimum air temperatures were also above average for the time of year with Valentia Observatory and Casement Aerodrome reporting their warmest minimum air temperatures in September since 1955 (56 years) and 1964 (47 years). Sunshine values were below average everywhere for September with the highest amounts of sunshine in the east. Stations in the south and southwest were the dullest with Valentia Observatory recording its lowest September sunshine since 1939 (72 years), Shannon Airport since 1956 (55 years) and Cork Airport since 1962 (49 years). Mean wind speeds for the month were above normal for September with gales reported on two days. Roche's Point reported a mean wind speed of 13.9 knots (26km/h) its highest mean wind speed for September since 1956 (55 years), while Shannon Airport reported a monthly mean wind speed of 12.7 knots (23km/h) its highest since 1970 (41 years).

**1st to 7th:** After a brief warm dry start to the month, Atlantic depressions near or over Ireland and their associated frontal systems resulted in mixed periods of drizzle, rain and thundery showers with some clear, dry spells in parts. Winds varied from light to strong, predominantly southerly to westerly in direction with numerous gale gusts as a deepening depression moved near and over Ireland at the end of the period.

**8th to 13th:** A mild and cloudy start was followed by slightly cooler weather with outbreaks of drizzle, light to heavy rain and scattered showers. A very deep depression, resulting from ex-hurricane Katia moved across the northeast Atlantic between Ireland and Iceland, bringing extremely strong winds with gales recorded in coastal areas and gale gusts recorded in most locations.

**14th to 25th:** A weakening depression moved in from the west bringing drier conditions with cloud and showery weather (some with thunder) followed by a series of deep depressions off the northwest coast which affected the country. Associated frontal systems brought bands of rain and heavy showers with some clear sunny spells to parts. Winds were light to moderate at the start of the period becoming strong in the latter half with gales gust recorded in most parts.

**26th to 30th:** A high pressure system located over the continent brought warmer temperatures and dry weather to most areas at the start of the period. A cold front then passed over Ireland with heavy, consistent rain and showers. Winds were predominantly light to moderate, south to southwest in direction, gale gusts on westerly coasts.

**Wind and elements:** Mean windspeeds for the month of between 8 and 18 knots (15 and 33km/h) were above normal. Gale gusts were recorded on most days except from the 1st to the 3rd, 8th, 15th and 26th with gales reported on the 10th and 12th. The month's highest gust of 66 knots (122km/h) was observed at Malin Head on the 12th. Thunderstorms were recorded on the 4th, 16th, 17th, 21st and 30th with one report of hail on the 17th. Fog was reported mostly in the west and along southern coasts at the start and end of the month.

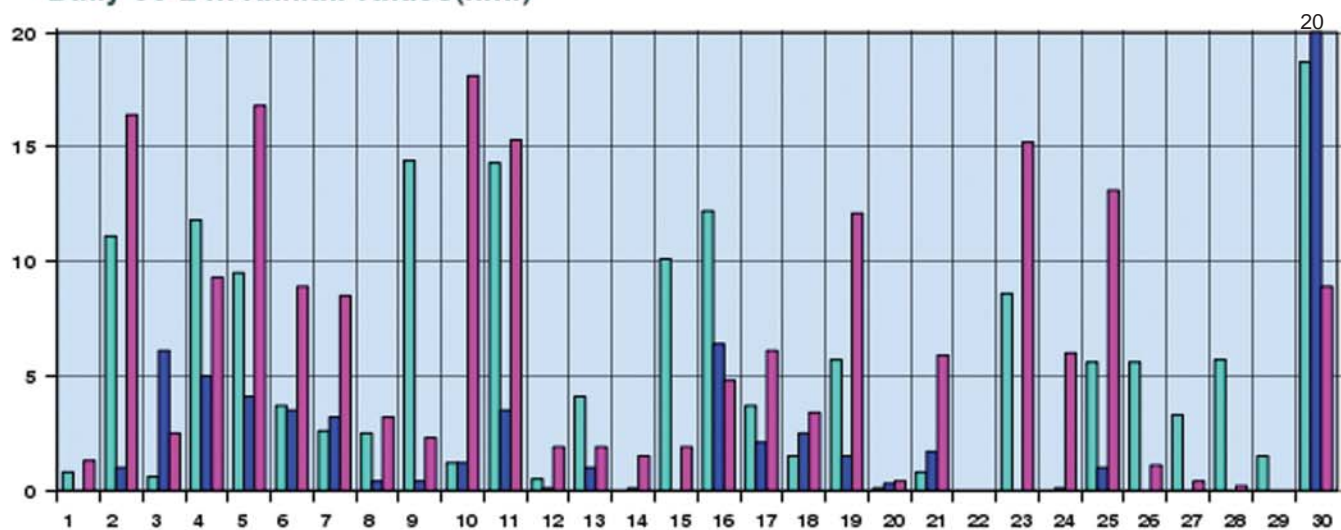
### **EXTREME VALUES AT SYNOPTIC STATIONS**

<b>Rainfall</b>	Highest total: 187mm at Belmullet Lowest total: 57mm at Phoenix Park Highest daily rainfall: 46.5mm at Carlow (Oak Park) on the 30th
<b>Temperature</b>	Highest mean monthly temperature: 14.4°C at Phoenix Park Lowest mean monthly temperature: 12.1°C at Knock Airport Highest temperature: 25.6°C at Phoenix Park on 28th ( <i>equalling the high maximum temperature recorded in 2003</i> ) Lowest air temperature: 3.9°C at Dublin Airport on 1st ( <i>its highest minimum temperature recorded since 2004</i> ) Lowest grass minimum temperature: 0.4°C at Dublin Airport on 1st
<b>Sunshine</b>	Highest monthly total: 122 hours at Dublin Airport Lowest monthly total: 57 hours at Valentia Observatory ( <i>its dullest September since 1939</i> ) Highest daily sunshine: 10.6 hours at Casement Aerodrome on 28th

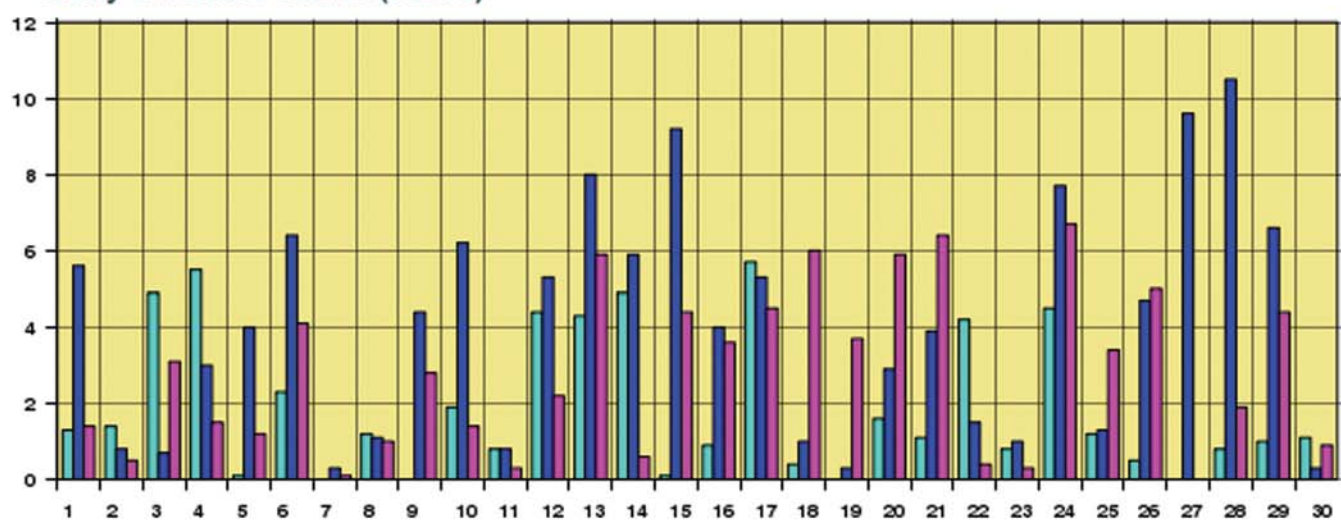
# September 2011 Daily Values at selected synoptic stations

Based on data from 1-30 September 2011

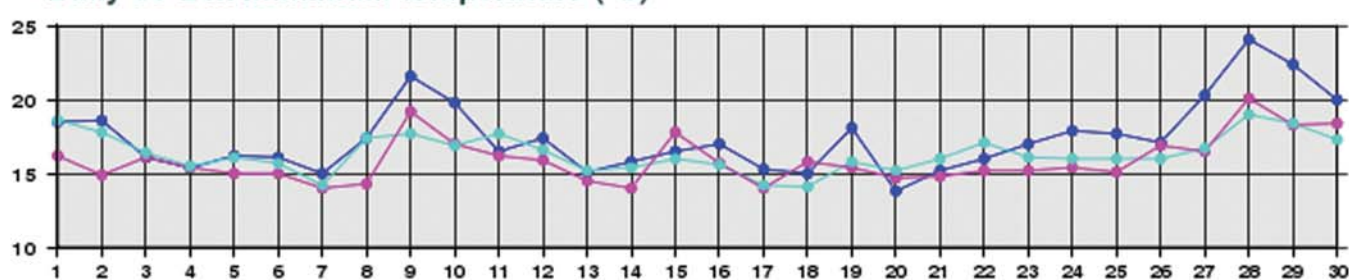
## Daily 00-24h rainfall values(mm)



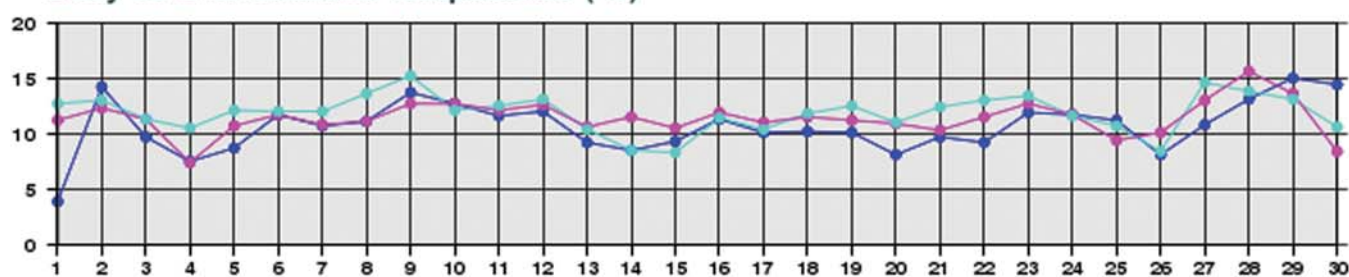
## Daily sunshine values(hours)



## Daily 00-24h maximum temperature (°C)



## Daily 00-24h minimum temperature (°C)

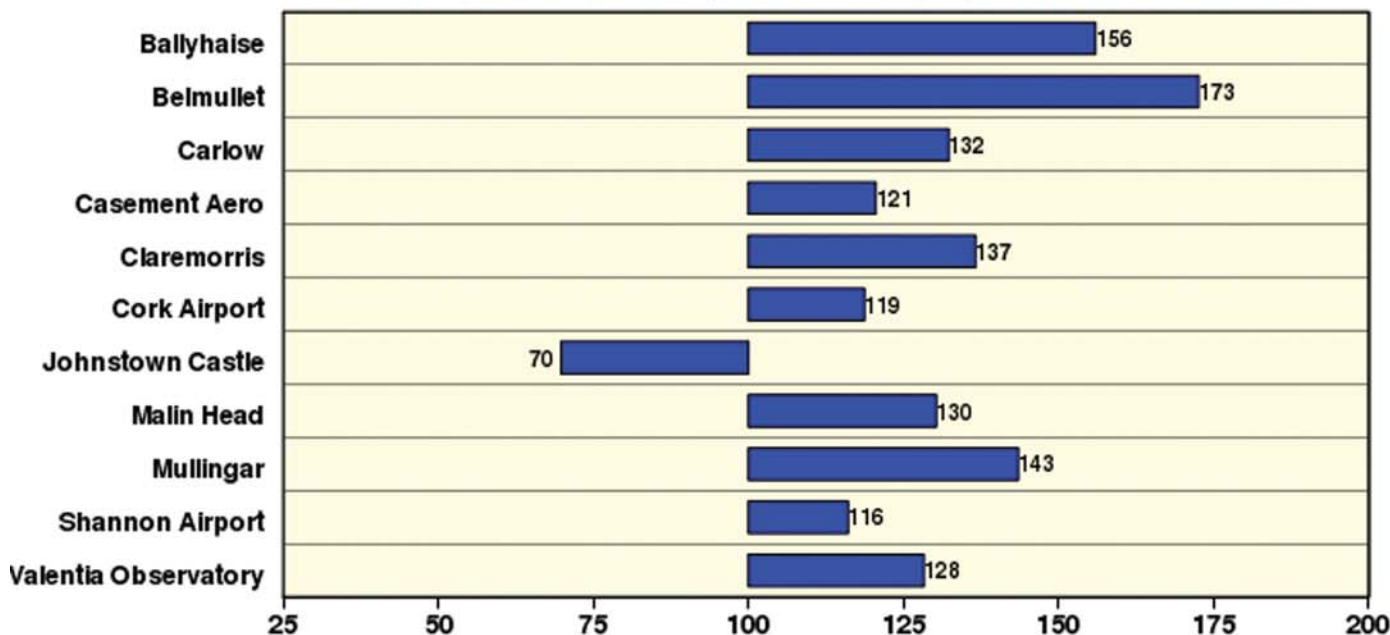


- Valentia Observatory - Dublin Airport - Belmullet

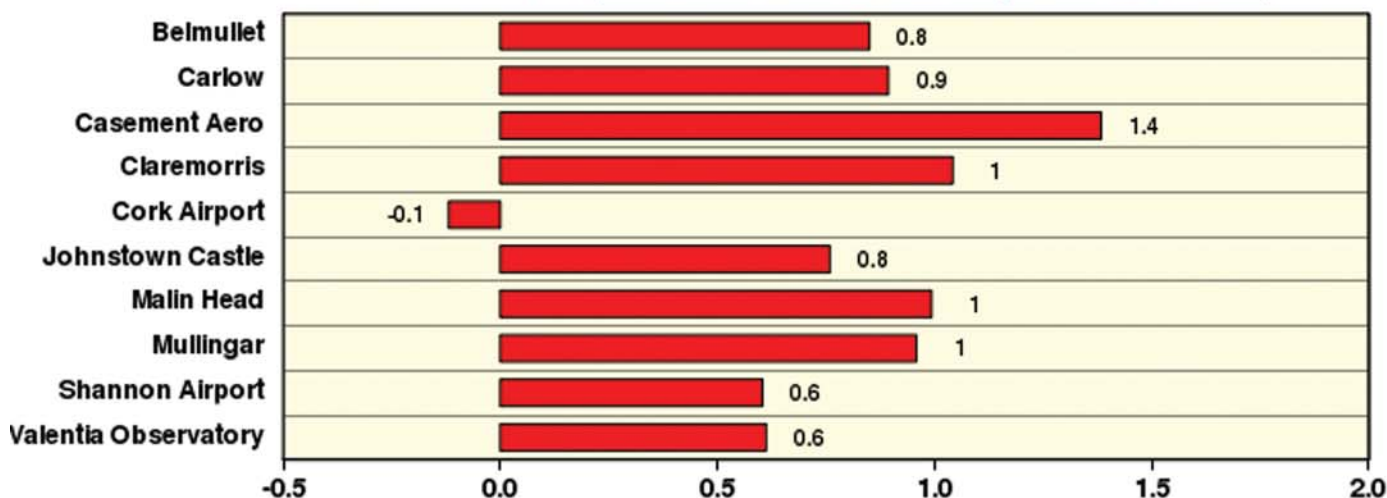
# September 2011 Percentage/Difference from 1961-1990 monthly normal

Based on Data from 1-30 September 2011 on whole month basis

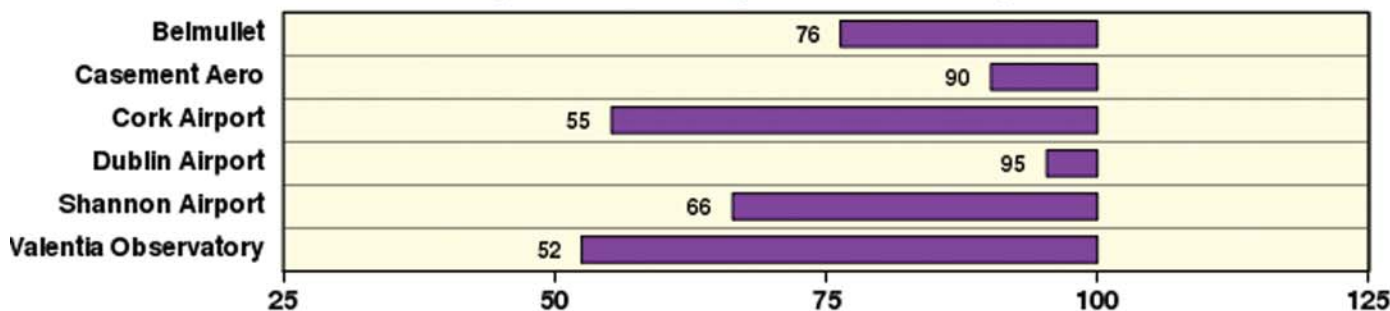
## Rainfall (% of normal for period 1961-1990) on whole month basis



## Temperature (°C) (difference from normal for period 1961-1990)



## Sunshine (% of normal for period 1961-1990) on whole month basis



Issued by the Climatology and Observations Division of Met Éireann on 3rd October 2011

This report is based on preliminary data from the synoptic weather stations operated by Met Éireann

A detailed summary is available in the *Monthly Weather Bulletin*

For more information, contact Met Éireann at 01-8064200 or e-mail: [climate.enquiries@met.ie](mailto:climate.enquiries@met.ie) website: [www.met.ie/climate](http://www.met.ie/climate)